LOCAÇÃO DAS FUNDAÇÕES

ESC. 1/100



PLANTA EM VISTA

ESC. 1/100

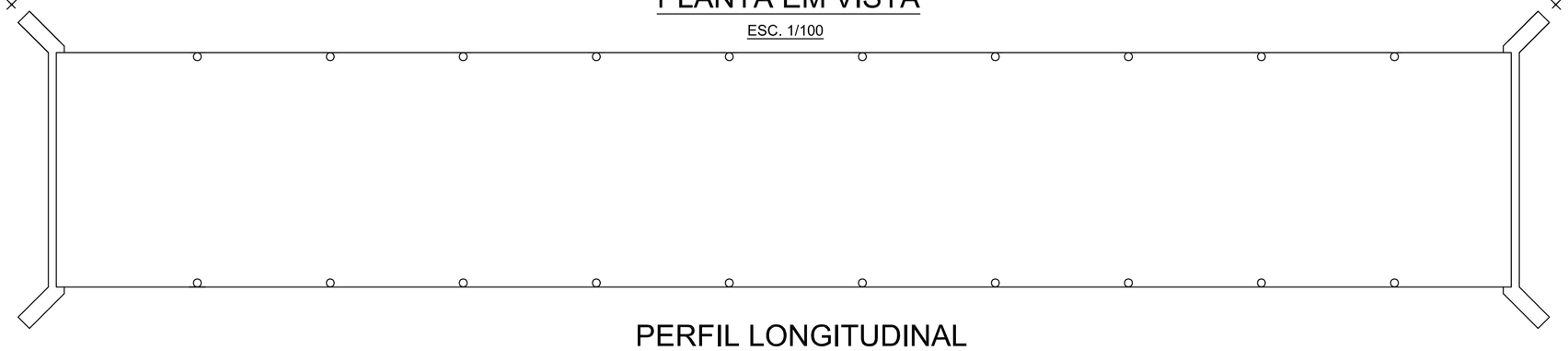

PERFIL LONGITUDINAL

ESC. 1/100

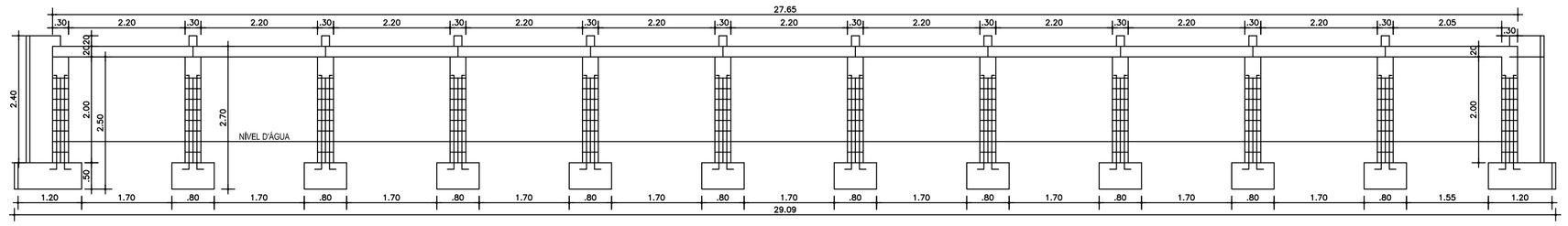

SAPATAS INTERNAS (10x)

ESC. 1/50

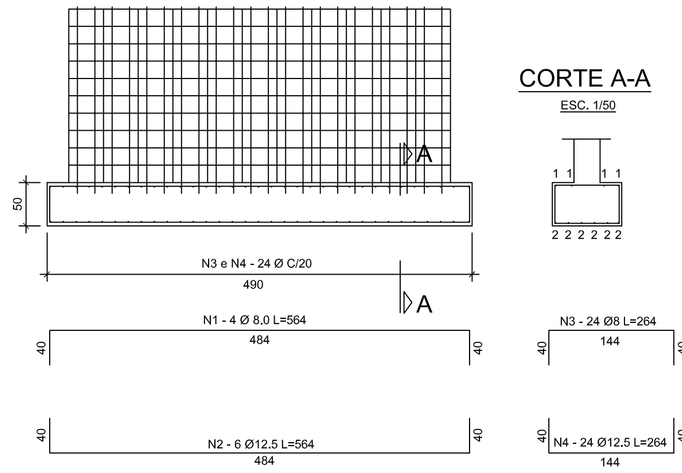

CORTE A-A

ESC. 1/50

SAPATAS EXTERNAS (2x)

ESC. 1/50

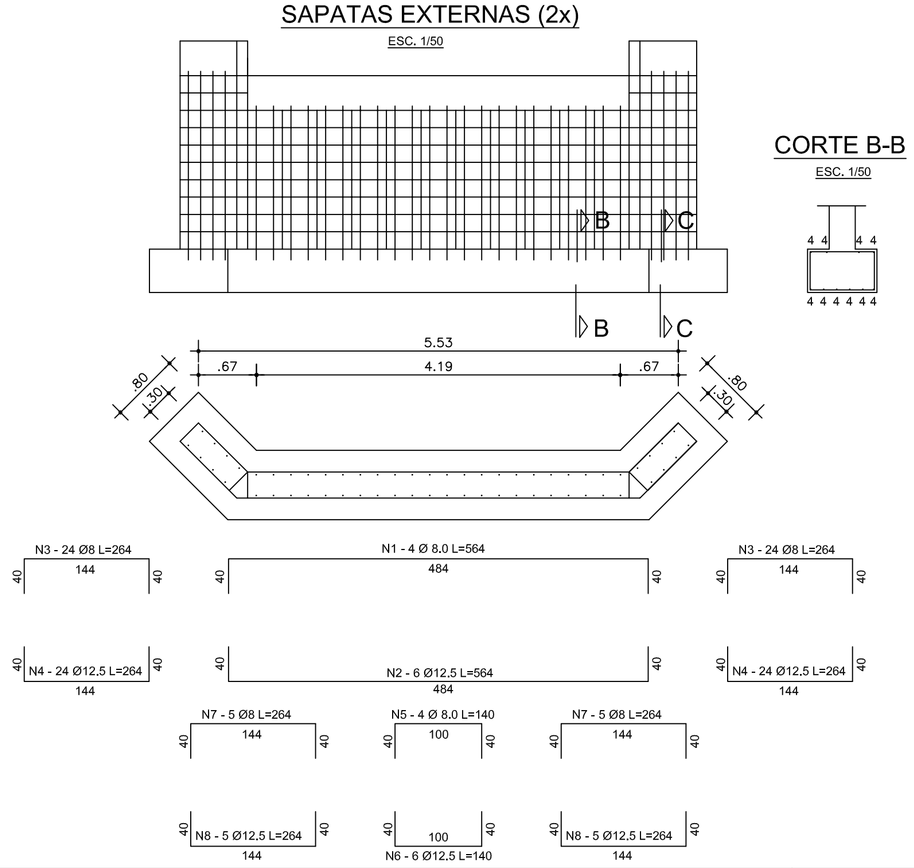

CORTE B-B

ESC. 1/50

CORTE C-C

ESC. 1/50

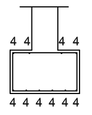

CORTE NOS EXTREMOS

ESCALA 1/50

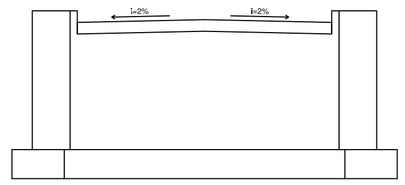

CORTE TRANSVERSAL

ESCALA 1/50

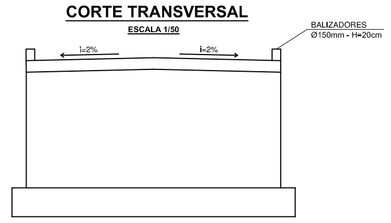

PILARES INTERNOS(10x)

ESC. 1/50

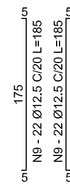

PILARES EXTERNOS(2x)

ESC. 1/50

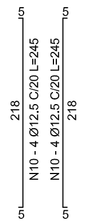

TABELA DE COMPRIMENTOS

N	ø	QUANT.	COMPRIMENTO (m)	
			UNITÁRIO	TOTAL
PILARES INTERNOS				
9	12.5	44	1,75	77,00
PILARES EXTERNOS				
10	12.5	8	2,18	17,44
VIGAS INTERNAS				
11	12.5	4	4,34	17,36
12	6.3	29	1,26	36,54
VIGAS EXTERNAS				
13	12.5	4	0,74	2,96
14	6.3	5	1,26	6,30

RESUMO DE AÇO

ø	COMP. TOTAL (m)	PESO (kg)	
		UNITÁRIO	TOTAL
PILARES INTERNOS			
12.5	77,00	0,963	74,15
PILARES INTERNOS X 12			
12.5	924,00	0,963	889,81
PILARES EXTERNOS			
12.5	17,44	0,963	16,79
PILARES EXTERNOS x 4			
12.5	69,76	0,963	67,18
VIGAS INTERNAS			
6.3	36,54	0,245	8,95
12.5	17,36	0,963	16,72
VIGAS INTERNAS X 12			
6.3	438,48	0,245	107,43
12.5	208,32	0,963	200,61
VIGAS EXTERNAS			
6.3	6,30	0,245	1,54
12.5	2,96	0,963	2,85
VIGAS EXTERNAS			
6.3	25,20	0,245	6,17
12.5	11,84	0,963	11,40

VIGAS INTERNAS(12x)

ESC. 1/50

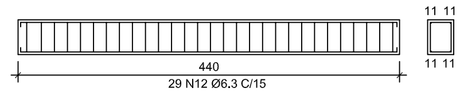

BALIZADORES (20x)

ESC. 1/50

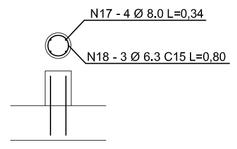

TABELA DE COMPRIMENTOS

N	ø	QUANT.	COMPRIMENTO (m)	
			UNITÁRIO	TOTAL
BALIZADORES				
17	8.0	4	0,34	1,36
18	6.3	3	0,80	2,40

RESUMO DE AÇO

ø	COMP. TOTAL (m)	PESO (kg)	
		UNITÁRIO	TOTAL
BALIZADORES			
8.0	1,36	0,395	0,54
6.3	2,40	0,245	0,59
BALIZADORES X 20			
8.0	27,20	0,395	10,74
6.3	48,00	0,245	11,76

VIGAS OMBREIRAS(4x)

ESC. 1/50

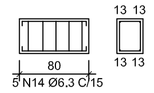

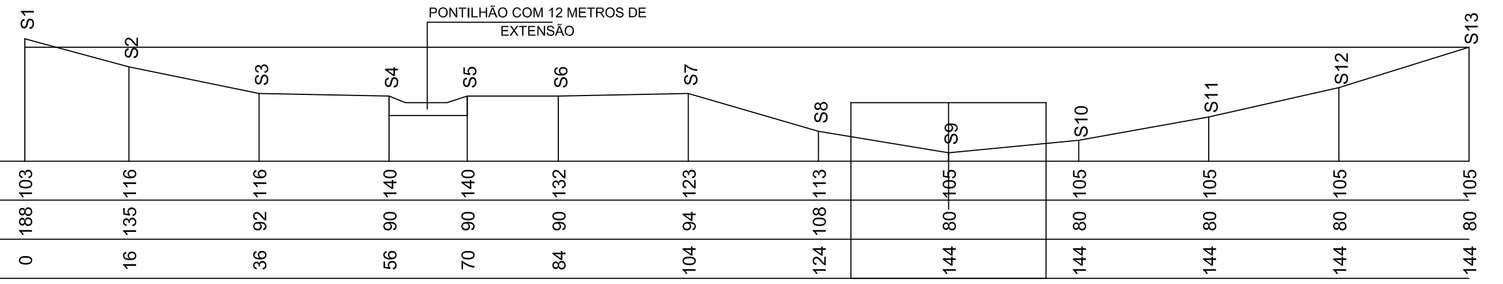

ESC. HORIZONTA/VERICAL = 1/10

TABELA DE COMPRIMENTOS

N	ø	QUANT.	COMPRIMENTO (m)	
			UNITÁRIO	TOTAL
SAPATAS INTERNAS				
1	8	4	5,64	22,56
2	12.5	6	5,64	33,84
3	8	24	2,64	63,36
4	12.5	24	2,64	63,36
SAPATAS EXTERNAS				
1	8	4	5,64	22,56
2	12.5	6	5,64	33,84
3	8	24	2,64	63,36
4	12.5	24	2,64	63,36
5	8	4	1,40	5,60
6	12.5	6	1,40	5,60
7	8	5	2,64	13,20
8	12.5	5	2,64	13,20

RESUMO DE AÇO

ø	COMP. TOTAL (m)	PESO (kg)	
		UNITÁRIO	TOTAL
SAPATAS INTERNAS			
8	85,92	0,395	33,94
12.5	126,72	0,963	122,03
SAPATAS INTERNAS x10			
8	859,20	0,395	339,40
12.5	1.267,20	0,963	1.220,30
SAPATAS EXTERNAS			
8	104,72	0,395	41,36
12.5	116,00	0,963	111,71
SAPATAS EXTERNAS x 2			
8	209,44	0,395	82,73
12.5	232,00	0,963	223,42

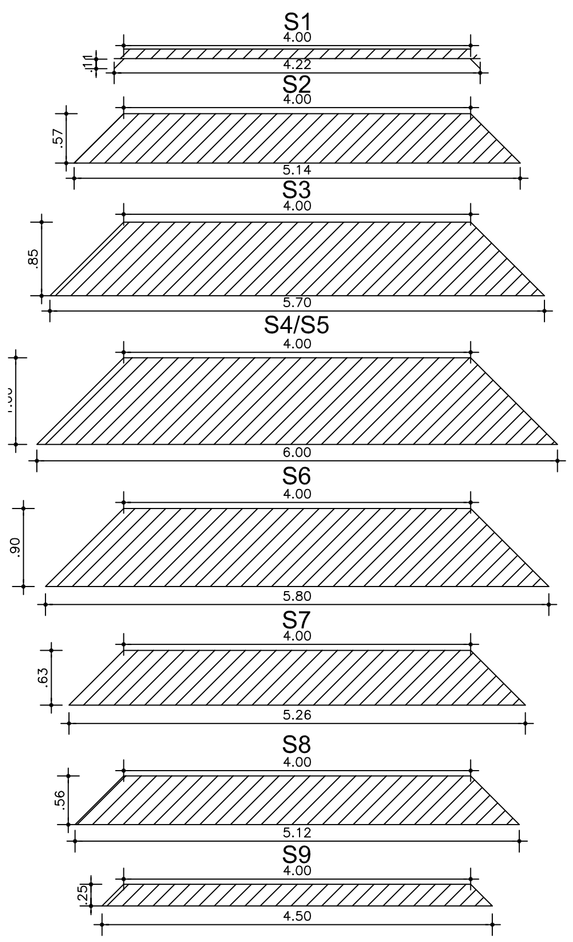

LAJES (11x)

ESC. 1/25

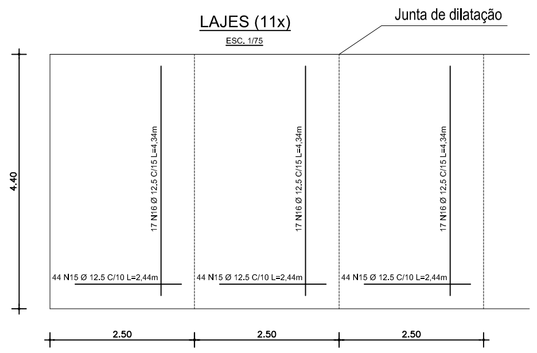

TABELA DE COMPRIMENTOS

N	ø	QUANT.	COMPRIMENTO (m)	
			UNITÁRIO	TOTAL
LAJES				
15	12.5	44	2,44	107,36
16	12.5	17	4,34	73,78

RESUMO DE AÇO

ø	COMP. TOTAL (m)	PESO (kg)	
		UNITÁRIO	TOTAL
LAJES			
12.5	181,14	0,963	174,44
LAJES X 11			
12.5	1.992,54	0,963	1918,82

ESPECIFICAÇÕES :

1 - CLASSE DE AGRESSIVIDADE II
- RELAÇÃO ÁGUA/CIMENTO < 0,60.

2 - MEDIDAS COM UNIDADES NÃO-INDICADAS CORRESPONDEM A CENTÍMETROS.

3 - USAR CONCRETO fck = 30 MPa.

MARCELO VAZ LEAL:64054500072

Assinado de forma digital por MARCELO VAZ LEAL:64054500072
Dados: 2025.09.23 10:11:06 -03'00'

PREFEITURA MUNICIPAL DE CANDIOTA

SECRETÁRIO DE OBRAS: MARCELO MENEZES GREGÓRIO	RESPONSÁVEL TÉCNICO: MARCELO VAZ LEAL, ENG° CIVIL - CREA 085578			
LOCAL: PONTE DO ARANCÍBIO	ÁREA: 121,66 m²	DATA: SET/2025	DESENHO:	PM CANDIOTA
ESPECIFICAÇÃO: PROJETO DA PONTE		ESCALA: VAR.		PRANCHA: 1/3